



South Course



Black	72.7/133	362	422	192	529	331	186	490	380	390	3282	I	555	396	321	183	400	374	185	497	435	3346	6628			
Green	70.8/130	341	397	163	510	314	170	476	369	373	3113	N	535	372	313	169	372	336	152	478	404	3131	6244			
White	68.1/125	316	375	145	490	295	155	439	338	323	2876	I	514	370	284	147	325	325	140	438	374	2917	5793			
Gold	66.8/115	292	358	138	429	283	139	423	329	293	2684	T	451	341	267	127	316	303	111	426	344	2686	5370			
Handicap		13	1	15	3	17	5	7	11	9		A	6	4	18	8	10	12	16	14	2					
Par		4	4	3	5	4	3	5	4	4	36	L	5	4	4	3	4	4	3	5	4	36	72			
HOLE		1	2	3	4	5	6	7	8	9	OUT		10	11	12	13	14	15	16	17	18	IN	TOT	HCP	NET	
Forward	69.4/119	280	333	123	423	258	122	418	307	281	2545		447	274	260	120	294	291	105	413	338	2542	5087			
Handicap		9	1	15	7	17	11	5	3	13			2	10	18	12	6	14	16	8	4					
Par		4	4	3	5	4	3	5	4	4	36		5	4	4	3	4	4	3	5	4	36	72			
Scorer:												Attest:												Date:		

PRO TIPS ARE FROM THE GREEN TEES

10 Bunkers on the left are 250 yards out. Trouble on both sides. Another bunker 80 yards from the green catches your 2nd shot. Very small green well guarded by bunkers. Short is ok; left, right or long could cost you.

11 Hit your drive down the left side of fairway for the best angle on your approach shot. Might need one more club to an elevated green.

12 Hit your drive to the right side of the fairway and you'll have a good shot at birdie. Left is not the way to go here.

13 Don't go long or left. If you miss it, short or in the bunker gives you your best shot at getting up and down.


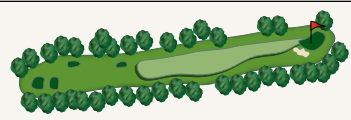
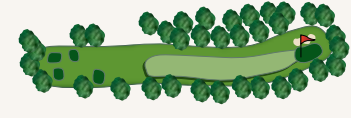
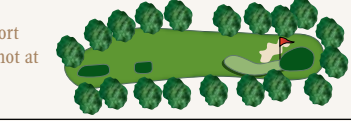
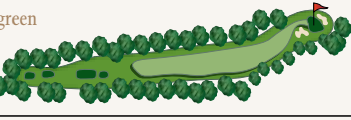
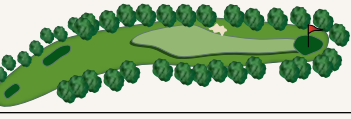

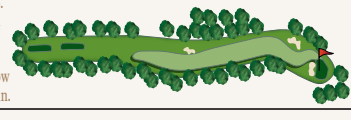

14 Par is a good score here. Very narrow green guarded by a deep bunker. Hit your approach to the left center of green to take the bunker out of play.

15 Bunker on the left from the tee is 240 yards. Should have a short to medium iron to a very receptive green.

16 There are only two options here: hit it on or short. O.B. left, long or right leaves you with a very difficult shot.

17 Bunker on the left off the tee is 250 yards away. O.B. left, woods right. Hit your drive past the bunker and take a shot at the green. You'll have to hit it high to carry the huge tree at 100 yards out from the green. Very deep bunker guards the front of this very narrow and sloped green. Long is dead. Keep it below the pin.

18 Bunker off the tee is 240 yards away. Out of bounds far left. Hit your approach to the left side of the green. Lose it right and you're left with a tough chip.

PRO TIPS ARE FROM THE GREEN TEES

1 Steer away from the fairway bunkers 210 yards out on the right side of the fairway. Short or right of the bunkers leaves you a nice short iron into the green.



2 Must hit the fairway here; there's no room for error. A beautiful hole carved through the woods. Par this hole and you're off to a good start.



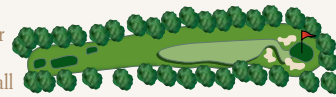
3 Pretty straightforward par 3. Nice elevated tee gives you a good look at the bunkers guarding the green. Check the wind, it can get gusty.



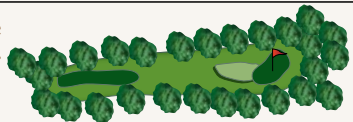
4 Demanding par 5 that requires precise shots. Left fairway bunker is 230 yards out. Another bunker is located 50 yards from the green. Out of bounds down the entire left side.



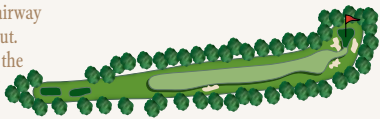
5 All downhill. Perfect tee shot of 250 yards will get you a flat lie. Watch out for bunker 30 yards from the green on the right side of the fairway. Out of bounds all down the left side and behind the green.



6 Tough shot to an elevated green. Take an extra club. Right and left are dead. Just short or long is the way to go if you miss this green.



7 Reachable par 5, but be careful. Fairway bunker on the right is 250 yards out. Watch out for the stonehedges on the left and behind the green. Narrow green poses a tough shot in.



8 Pretty dogleg right. Big drive over the corner of the trees gives you a short iron in. Taking the safe route? Don't hit it too far, there's stonehedges all down the left side.



9 Elevated tee to a bunker 230 yards out. Don't go left of the green on your approach.



USGA RULES GOVERN ALL PLAY UNLESS MODIFIED BY LOCAL RULES. PLEASE...

- Replace divots, fix ball marks and rake bunkers.
- Play ready golf and maintain pace of play. No more than 5 minutes is allowed at the turn. Kindly let faster players play through.
- Exercise caution and keep carts 30 feet from tees and greens or on paths provided at all times.
- Consider etiquette as binding as the rules.
- 100, 150, 200 yardage disks are to the center of the green.
- MI Law: Alcohol on course must be purchased on site.
- Local Rule: Stonehedges are immovable obstructions (Rule 24-2).



Enjoy your game!
From Gull Lake View Golf Club
& the Scott Family

15530 East M-89, Augusta, MI 49012 | (269) 731-2300
www.GullLakeView.com | golf@gulllakeview.com

© Golf ScoreCards, Inc. 12/2014 1-800-238-7267

Stonehedge



South Course